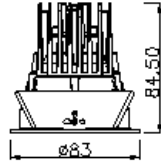


### DW-9930R(C7)

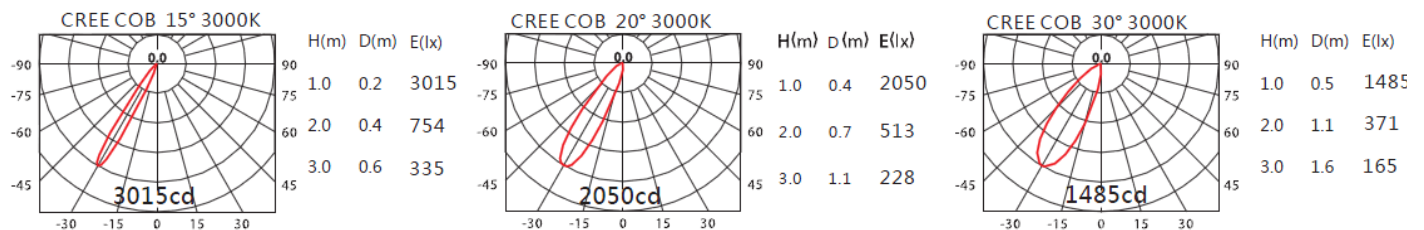


### Features & Application

- ◆ Recessed downlight – adjustable wall accent
  - ◆ Installed by the wall for accent lighting effect while with minimum light output as foundation
  - ◆ Ceiling height below 3.5 meters: DW-980~DW983
  - ◆ Ceiling height above 3.5 meters: DW-984 and DW-986R
  - ◆ Special darklight reflector, besides the direction toward the illuminated object, the other directions are with 30° cut-off angle to avoid discomfort glare
  - ◆ 355° horizontally rotatable and 30° vertically tiltable; the fixture can be adjusted precisely for optimum beam alignment
  - ◆ Regressed light-restrain design to make the ceiling look tidy without light leakage
- Narrow spot on the wall for exhibitions, commercial, hotel, conference hall or library application.
- Selectable color temperature: 2700K, 3000K, 4000K, 5000K



### Photometric data




### Product specifications

Light Source	CREE LED (COB )	Material	Aluminum
LED Luminous flux	690 lm@3000K	Net Weight	0.18KG
Color rendering	RA > 90		
Watts	9.5W (450mA)		
AC Input	220-240V · 50~60HZ		
Ballast / Transformer / Driver	Tons:LCD-12-451 NLE (independent)		
Reflector Angle	15 · 20 · 30		
Standards of Safety	● EN 60598-1:2015 ● EN 60598-2-2:2012		
Cord / Length / Connector	20 # LED red and black lines (halogen- free line), outlet 25cm		
Color	WU, BK, SV		
Installation	Recessed		
Storage Temperature Range	Temperature: -20°C to + 50°C / Humidity: 85%		

### Accessories



Anti-glare louver  
AC-C35-AB  
AC-C35-BO  
AC-C35-CO  
available beam angle:12°~30°



Honeycomb  
AC-9930



Stretching film  
AC-C35S2-013040  
AC-C35S2-014060  
AC-C35S2-017053  
AC-C35S2-022067  
AC-C35S2-033060